

# Phonics at Home

## Revision Guide



Whilst your child is at home please encourage them to access some resources in this phonics booklet to help support them with their Phonics knowledge.

These sounds should be familiar as we have covered the majority of these sounds. I have included activities for revision.

Enjoy!



SET 1		SET 2		SET 3	
Sound	Rhyme	Sound	Rhyme	Sound	Rhyme
m	Down Maisie then over the two mountains, Maisie, mountain, mountain.	ay	May I Play?	ea	Cup of tea
a	Round the apple, down the leaf.	ee	What can you see?	oi	Spoil the boy
s	Slide around the snake	igh	Fly high	a-e	Make a cake
d	Round the dinosaur's back, up his neck and down to his feet.	ow	Blow the snow	i-e	Nice smile
t	Down the tower, across the tower.	oo	Poo at the zoo	o-e	Phone home
i	Down the insects body, dot for the head.	oo	Look at a book	u-e	Huge brute
n	Down Nobby and over the net.	ar	Start the car	aw	Yawn at dawn
p	Down the plait, up and over the pirates face.	or	Shut the door	are	Care and share
g	Round the girls face, down her hair and give her a curl.	air	That's not fair	ur	Nurse with a purse
o	All around the orange.	ir	Whirl and twirl	er	A better letter
c	Curl around the caterpillar.	ou	Shout it out	ow	Brown cow
k	Down the kangaroo's body, tail and leg.	oy	Toy for a boy	ai	Snail in the rain
u	Down and under the umbrella, up to the top and down to the puddle.			oa	Goat in a boat
b	Down the laces, over the toe and touch the heel.			ew	Chew and stew
f	Down the stem and draw the leaves.			ire	Fire fire
e	Slice into the egg, go over the top, then under the egg.			ear	Hear with your ear
l	Down the long leg.			ure	Sure it's pure
h	Down the horse's head to the hooves and over his back.				
sh	Slither down the snake, then down the horse's head to the hooves and over his back.				
r	Down the robot's back, then up and curl.				
j	Down his body, curl and dot.				
v	Down a wing, up a wing.				
y	Down a horn, up a horn and under the yak's head.				
w	Down, up, down, up the worm.				
th	Down the tower, across the tower, then down the horse's head to the hooves and over his back				
z	Zig-zag-zig, down the zip.				
ch	Curl around the caterpillar, then down the horse's head to the hooves and over his back.				
qu	Round the queen's head, up to her crown, down her hair and curl.				
x	Cross down the arm and leg and cross the other way.				
ng	A thing on a string.				
nk	I think I stink.				

Start by recapping all of these sounds. Point and read the sounds not the rhymes.







Take the time to introduce this sound to your child. Tell them the sound and encourage them to colour in the sound as they read the words.

### *Real Words*



play  
say  
may  
day

### *Alien Words*

 <p>Get 3 Phoneme Words: ay</p> <p>tay</p>	 <p>Get 3 Phoneme Words: ay</p> <p>shay</p>
 <p>Get 3 Phoneme Words: ay</p> <p>kay</p>	 <p>Get 3 Phoneme Words: ay</p> <p>dray</p>
 <p>Get 3 Phoneme Words: ay</p> <p>chay</p>	 <p>Get 3 Phoneme Words: ay</p> <p>blay</p>

Tick the real words and cross the nonsense words.

Key

Real Words



Nonsense Words



clayer	spray	play	zlay
may	vray	hayon	clay
chay	stray	day	tay
crayon	blay	dayb	tray
	nayt	stay	



# 'ay' Spelling Activity

1. Trace over 'ay'.

ay ay ay ay ay ay  
ay ay ay ay ay ay

2. Just add 'ay'.

tr\_\_

st\_\_

spr\_\_

cr\_\_on

pl\_\_

cl\_\_

d\_\_

h\_\_

3. Write the correct 'ay' words under the pictures.



\_\_\_\_\_

\_\_\_\_\_

\_\_\_\_\_



\_\_\_\_\_

\_\_\_\_\_



Colour in all the ay/a-e/ ai word you can find  
**ai Sound Family Phoneme Spotter Story**



**Sid the Snail**

Sid was fed up with being just a snail and decided he wanted to try something new. One day during the month of May he decided to become a weather reporter. He crawled outside leaving a slimy trail behind him. At first it was warm and sunny and he liked being outdoors, but soon the grey clouds came and it began to rain. Just then it started to hail and Sid had to quickly hide inside his shell, where he felt safe. He didn't want to be a weather reporter anymore!

The next day Sid decided he would like to become a postman and deliver people's mail. "I can do this," he thought to himself, it looked easy. He set off carrying a bag full of letters and cards, he slithered along paths and pavements, he even avoided falling down all of the drains. Even though he was slow he was really enjoying himself, reading names and addresses on the front of letters and cards, but suddenly he crawled over a nail which was lying on the ground and was left in a lot of pain. Sid decided he didn't want to be a postman again! What a shame!

Next he decided to become a sailor and made his way down to the bay. He found a pale green boat and climbed inside. When he was out at sea he saw an enormous whale who created a gigantic wave with one almighty great swish of his tail. Sid was covered in water when the wave splashed over his boat. "Time to go," thought Sid.

So Sid went home and decided although he'd had a busy time, he would be most happy just being a garden snail.



Take the time to introduce this sound to your child. Tell them the sound and encourage them to colour in the sound as they read the words.

### Real Words



high  
might  
fight  
sight

### Alien Words

 <p>Get 3 Honsamee Words: igh</p> <p>quigh</p>	 <p>Get 3 Honsamee Words: igh</p> <p>zigh</p>
 <p>Get 3 Honsamee Words: igh</p> <p>kigh</p>	 <p>Get 3 Honsamee Words: igh</p> <p>glight</p>
 <p>Get 3 Honsamee Words: igh</p> <p>dight</p>	 <p>Get 3 Honsamee Words: igh</p> <p>pright</p>

Colour in the 'igh' sound and read the words.

high

night

jight



chigh



sight

light

zight



thight



sigh

right

quigh



dight



fight

might

pight




zigh



Find all the igh words and colour them in.

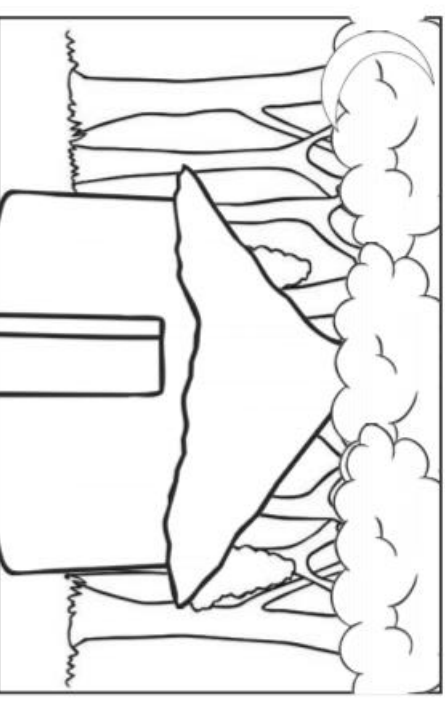
## The Light in the Night




Dwight was in the woods. He often went to the woods with his mum and dad.



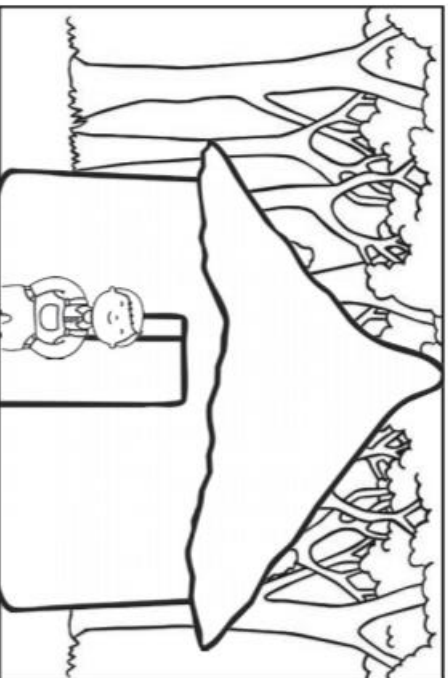
They had a hut that had beds in it. In the summer, they slept in the hut.



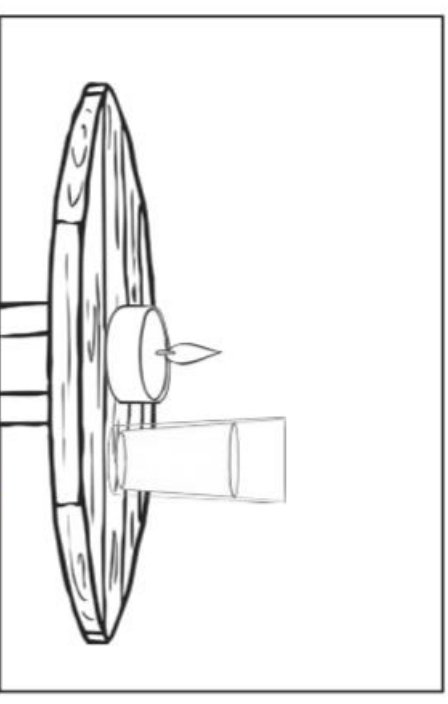
The wood was dark at night. The hut was dark too. It did not contain a light.



Dwight slept next to his mum and dad, as he often got a fright.



One night in winter, Dwight had to sleep in the hut, as his mum and dad went to hunt for food.





Then, he did see a bright light. His mum and dad had put it next to his bed. He did not need to feel afraid.



Answers- fight sight knight light high bright


Write all the igh words.



f




Take the time to introduce this sound to your child. Tell them the sound and encourage them to colour in the sound as they read the words.

### Real Words



fork  
short  
born  
thorn

### Alien Words

 <p>forg</p>	 <p>sporg</p>
 <p>sorm</p>	 <p>morch</p>
 <p>thorch</p>	 <p>sorm</p>



Tick the real words and cross the nonsense words.

Real Words	<input checked="checked" type="checkbox"/>	Nonsense Words	<input type="checkbox"/>
------------	--	----------------	--------------------------

for	quorb	fort	quorsh
morsh	fork	quorz	worn
torn	porp	cord	worsh
dorp	born	jorsh	cork
sort	zorf	corn	horsh

Read the all the words and write the 'or' words

horse

stay

corn

feet

born

freezer

snow

fork

froze

no

fright

park

face

book

for

cork

think

treat

Can you find the or| sounds?

---

---

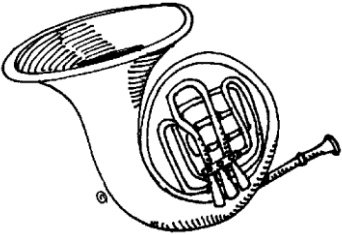





---

---

---

---

Match the or words with their pictures:

		
_____	_____	_____
		
_____	_____	_____

storm

corn

acorn

horse

torn

horn

# OR Word Search

Write the words from the word bank under the correct pictures and then find them in the grid below.

## Word Bank

acorn	corn	fork	fort
horn	horse	port	storm




---



---



---




---



---



---




---



---



---




---



---



---




---



---



---




---



---



---




---



---



---




---



---



---

W	N	U	E	M	P	D	D	X	E	F	P	L	K	Y	B
S	L	S	R	W	H	Q	Q	J	B	D	O	I	H	Q	G
A	C	O	F	S	A	D	J	Y	B	P	G	R	I	E	N
N	T	X	Y	L	C	S	I	H	M	N	E	R	K	N	W
S	H	M	A	I	O	C	O	R	N	X	I	P	R	M	R
P	F	E	O	Q	R	W	S	P	S	M	F	O	C	G	M
A	O	H	G	L	N	O	F	N	O	A	H	K	H	G	P
I	R	C	L	A	H	A	N	O	E	R	Z	I	P	Z	O
D	T	T	E	Z	E	H	O	R	S	E	T	R	U	R	K

Take the time to introduce this sound to your child. Tell them the sound and encourage them to colour in the sound as they read the words.

### Real Words



air  
fair  
chair  
stair

### Alien Words

 <small>Get 2 Homophone Words: air</small>	sair	 <small>Get 2 Homophone Words: air</small>	nair
 <small>Get 2 Homophone Words: air</small>	gair	 <small>Get 2 Homophone Words: air</small>	yair
 <small>Get 2 Homophone Words: air</small>	zair	 <small>Get 2 Homophone Words: air</small>	plair

Draw the **sound buttons** - *sausages* [—] and *beans* [•]  
under these '**air**' words.

---

air

fair

hair

lair

pair

chair

stairs

unfair

éclair

pairs

funfair


haircut

fairest



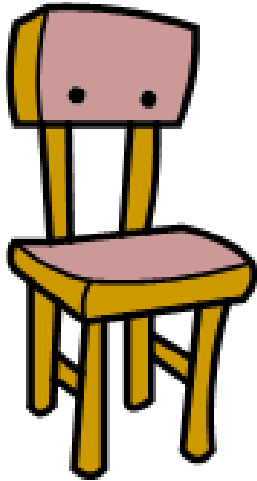


dairy

hairy

Now press the sound buttons as you  
*sound out* each word to **read** them.



# How do you spell these words?



Answers-1. hair 2. fair 3. chair 4. fairy 5. stairs 6. pair 7. Air 8. Funfair 9. Chairs 10. Éclair 11. Repair 12. Fair



How do you spell these words?



Add the air sound, read them and write some sentences below using these words. Don't forget your capital letter and full stop.

h_____	ch_____	p_____
h_____brush	st_____s	f_____y

[illegible]

Take the time to introduce this sound to your child. Tell them the sound and encourage them to colour in the sound as they read the words.

#### Real Words



tea  
flea  
eat  
dream  
clean

#### Alien Words



cheal



speam



steac



preab















screap



peast

Read the 'ea' words below. Look at the pictures and write each word under the correct picture. Read the word again to make sure it's correct.

wheat	speak	beach	jeans	peach	seagull
tea	leaf	dream	meat	teapot	east
					
					
					
					

Read the words and draw an alien next to the nonsense words.

least

twinkl.co.uk

sea

twinkl.co.uk

sweast

twinkl.co.uk

rea

twinkl.co.uk

meat

twinkl.co.uk

read

twinkl.co.uk

zea

twinkl.co.uk

bead

twinkl.co.uk

steam

twinkl.co.uk

repeat

twinkl.co.uk

breat

twinkl.co.uk

dea

twinkl.co.uk

heap

twinkl.co.uk

seat

twinkl.co.uk

deaby

twinkl.co.uk

glead

twinkl.co.uk

ea	ee

Sort the ea/ee words. Can you add in any more?

sheep	no	bean
go	eel	jeans
read	beep	beast
street	beach	so

Use a **red** colouring pencil to colour the boxes where the words contain 'ee'.

Use a **green** colouring pencil to colour the boxes where the words contain 'ea'.

speak	beach	cheese	teeth	mean
breeze	geese	jeans	leak	sheep
peach	wheel	freeze	bead	seagull
canteen	meal	lead	steep	seeds
tea	coffee	bee	wheat	beans

### Sentences

Choose five words that are red and put each one into a sentence:

---

---

---

---

---

Choose five words that are green and put each one into a sentence:

---

---

---

---



# ea

v q p l e a s e h l y k  
 r m r s p e a k d e p w  
 g m e a n t e a r a b z  
 w h b r e a t h e k e m  
 l c r e a m j v a h a h  
 e v h f c v z l m a t c  
 f h l e p b l e a k m l  
 e w e x a s q a j x j e  
 a u w a m p n d u f q a  
 r e a s t e e e o l u n  
 t r e a t e a r a g k m  
 x b e a k t r t r k f g



beak	bleak	heater	leader	fear
please	cheaper	mean	meat	breathe
speak	East	clean	beat	sneak
leak	dream	cream	tear	treat





Can you find the words and write them in the box?



**ea**

v	q	p	l	e	a	s	e	h	l	y	k
r	m	r	s	p	e	a	k	d	e	p	w
g	m	e	a	n	t	e	a	r	a	b	z
w	h	b	r	e	a	t	h	e	k	e	m
l	c	r	e	a	m	j	v	a	h	a	h
e	v	h	f	c	v	z	l	m	a	t	c
f	h	l	e	p	b	l	e	a	k	m	l
e	w	e	x	a	s	q	a	j	x	j	e
a	u	w	a	m	p	n	d	u	f	q	a
r	e	a	s	t	e	e	e	o	l	u	n
t	r	e	a	t	e	a	r	a	g	k	m
x	b	e	a	k	t	r	t	r	k	f	g









Take the time to introduce this sound to your child. Tell them the sound and encourage them to colour in the sound as they read the words.



### Real Words

coin  
spoil  
foil  
boil

### Alien Words

 oin	 loit
 coink	 spoid
 moint	 poist

Tick the real words and cross the nonsense words.

Real Words <input checked="" type="checkbox"/>	Nonsense Words <input type="checkbox"/>
--	---

choish	oil	boib	soib
boip	boil	quoif	shoip
woid	coin	foil	hoid
choin	toil	soil	thoink
goid	join	coil	poil

oi


y j n m p k p o i s o n  
z o x d n n a v o i d o  
t i h i m o i s t u r e  
o n o s o i l q v o i d  
i u o p z s t u d r h l  
l a i p c e w o l f o e  
e o l p o p o i n t a b  
t x i n i z o t w r y o  
c t a n l t c u b z u i  
t q h u z a u u q s f l  
c o i n s a h e e d m h  
b t i n f o i l x b t m

oil  
boil  
coin  
coil

join  
soil  
toil  
quoit  
poison

tinfoil  
point  
void  
loin  
toilet

noise  
avoid  
moisture  
oink



Circle the word that shows the picture.

 <p>oil soil coil</p>	 <p>coil toil boil</p>	 <p>join coin groin</p>
 <p>toy joy play</p>	 <p>oink loin join</p>	 <p>spoil soil coil</p>
 <p>joint moist point</p>	 <p>boy joy toy</p>	 <p>boy toy joy</p>

Circle the correct spelling remember the oy sound goes at the end and the oi sound goes at the start or the middle-

oil

oyl

boi

boy

oink

oynk

coyn

coin

toilet

toylet

noise

noyse

cowboi

cowboy

annoy

annoi



Think of 6 oi words- sound the out and write them-


Write 3 sentences-

Challenge- How many of your words can you put in one sentence?

---

---

---

---

---

---

---

---



Colour in the oi words. Is there another oy you know too?

## The Lost Toy

Dad was just boiling the kettle for tea, when his daughter, Joy, ran into the room.

"Dad!" exclaimed Joy in a loud voice, "I've lost my favourite toy rabbit, Boing!"

"Don't worry," said Dad, "We can find her! Where did you last have her?"

"I was playing shops," said Joy, "I wonder if Boing has got mixed in with the coins?"

Dad searched through the coins, but there was no sign of Boing.

"Where else have you been playing?" asked Dad.

"Well, I was digging outside in the soil," said Joy.

They walked outside.

"Can you show me where you were playing?" said Dad.

Joy pointed, but they still could not see Boing.

Suddenly, there was a loud "Oink!" It was coming from the pig pen.

"There's something wrong with Bertie!" shouted Joy and she ran over to the pen.

Dad joined Joy next to the pig pen and they peered in. They could just see a pair of bunny ears peeking out from underneath Bertie's loin.

"Oi, Bertie. You cheeky boy!" shouted Joy. "You are sitting on my favourite toy!"

Dad rescued Boing from underneath Bertie. She was a little bit muddy and moist, but luckily, she wasn't spoilt. Joy decided to give her a wash before bedtime though, which was a very good choice!



Take the time to introduce this sound to your child. Tell them the sound and encourage them to colour in the sound as they read the words.

### Real Words



bake  
shake  
flake  
cake

### Alien Words

See it! Hear it! Write it! Cut it!



dake

See it! Hear it! Write it! Cut it!



plake

See it! Hear it! Write it! Cut it!



flade

See it! Hear it! Write it! Cut it!



quade

See it! Hear it! Write it! Cut it!



glate

See it! Hear it! Write it! Cut it!



jate

Can you read the words and draw a picture to match?

plane

twinkl.com

gate

twinkl.com

plate

twinkl.com

grapes

twinkl.com

shapes

twinkl.com

spade

twinkl.com

flame

twinkl.com

flake

twinkl.com













chase

twinkl.com

bake

twinkl.com

Read the 'a-e' words below. Look at the pictures and write each word under the correct picture. Read the word again to make sure it's correct.

cane	cake	cape	face	male	game
tape	safe	case	rake	sale	lake
					
					
					
					

Tick the real words and cross the nonsense words.

Key

Real Words



Nonsense Words






























amaze	prate	gabe	lake
made	take	guade	snake
lafe	krabe	gaze	games
same	splame	race	flane
srake	sade	slabe	escape





Can you write the different a-e/ay/ai words?

ai		ay		a-e	
					
					
					
					
					
					
					
					
					






Take the time to introduce this sound to your child. Tell them the sound and encourage them to colour in the sound as they read the words.

### Real Words



spice  
slice  
nice  
like

### Alien Words

 chipe	 chine
 sprile	 vite
 shike	 flide

Can you colour the i-e and draw an alien if it is a nonsense word?

**white**

twinkl.co.uk

**slide**

twinkl.co.uk

**drime**

twinkl.co.uk

**libe**

twinkl.co.uk

**tide**

twinkl.co.uk

**bike**

twinkl.co.uk

**trife**

twinkl.co.uk

**quibe**

twinkl.co.uk

**glide**

twinkl.co.uk

**five**

twinkl.co.uk

**fline**

twinkl.co.uk

**pide**

twinkl.co.uk

**stride**

twinkl.co.uk

**inside**

twinkl.co.uk

**splibe**

twinkl.co.uk

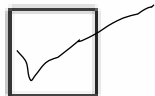
**gime**

twinkl.co.uk

Tick the real words and cross the nonsense words.

Key

Real Words



Nonsense Words



drime	trife	white	libe
guibe	tide	fline	slide
pide	glide	bike	splibe
stride	gime	five	prize
bime	kite	inside	cime

# Alternative Spellings For 'igh' Sound



**bright**

**cried**

**blind**

**shine**

**pint**

**sigh**

**untie**

**drive**

**flight**

**kind**

**pride**

**fried**

For each word: sound it out and blend the sounds together to say the whole word. Then, write the word under the correct spelling of the 'igh' sound.

**igh**

---

---

---

---

**ie**

---

---

---

---

**i-e**

---

---

---

---

**i**

---

---

---

---

# Phase 5 Split i-e Digraph

u i a p x e l k r a p q  
v p o x d r c o d m r g  
b z o r a z w a n p i l  
b o c k v p p a m a z i  
p w k e m e r b p m e d  
m h l t b u i n s i d e  
p i s i l e d i r t s m  
s t k k v b o a c r n m  
z e m i a u r e y n q k  
r j f e x e d i l s f g  
i f w t l o r k h i x l  
l r p y t i d e v r k h

white  
tide  
slide  
bike  
glide

five  
kite  
prize  
inside  
stride



# Phase 5 Split i-e Digraph

u i a p x e l k r a p q  
v p o x d r c o d m r g  
b z o r a z w a n p i l  
b o c k v p p a m a z i  
p w k e m e r b p m e d  
m h l t b u i n s i d e  
p i s i l e d i r t s m  
s t k k v b o a c r n m  
z e m i a u r e y n q k  
r j f e x e d i l s f g  
i f w t l o r k h i x l  
l r p y t i d e v r k h







Find all the i-e words and colour them in.



## Mike's Bike

Once upon a time in a small, quiet village lived a young boy called Mike. He was always getting into trouble. He loved being outside and his favourite thing in the whole world was his shiny bike.



One morning, Mike saw bright sunshine outside and decided to go out for a ride. He grabbed his bag and filled it with food, went to the shed and got out his bike. Once he had given it a shine, he hopped on the saddle and pedalled down the road.

First he came to the local park. He saw his friend Clive flying a kite. Mike thought it would be great fun to show him a new trick.

"Watch this, Clive!" shouted Mike with a big smile on his face, as he took his bike to the top of a slide. He pushed himself down and crashed right into Clive and got tangled in the kite's line. Seeing that his kite was broken, Clive began to cry and Mike pedalled away as fast as he could.

After a mile, he stopped next to a tree in the shade to rest. Suddenly, he heard a strange sound. He looked around and saw a beehive nearby.

"Wow! I wonder if there's any honey in there?" Mike wondered out loud. He went over and opened the hive. Five bees came out of the hive and began to sting Mike on his backside and down the side of his legs!

"OUCH!" Mike shouted and he ran back to his bike. He pedalled and pedalled and managed to get home in record time. He ran up the drive and inside his house to his mum and cried.

"Well, you shouldn't do such naughty things should you, Mike?" his mum told him.

Mike decided he wouldn't go out on his bike for a while. Maybe he would play hide-and-seek with his mum instead!

Take the time to introduce this sound to your child. Tell them the sound and encourage them to colour in the sound as they read the words.

### Real Words



bone  
alone  
home  
tone

### Alien Words



voke



shome



plode



chote















sprole





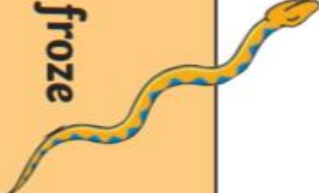


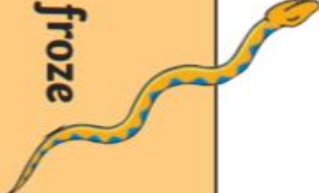



blone



Read the 'o-e' words below. Look at the pictures and write each word under the correct picture. Read the word again to make sure it's correct.

rose	pole	cone	robe	mole	nose
home	pope	bone	hole	hose	rope
					
					
					
					

20	bone	19	nose 	18	home	17	globe	16	tadpole
11	note	12	smoke 	13	stone	14	hose 	15	rope
10	vote	9	cone 	8	rode 	7	hope 	6	joke
1	code 	2	robe	3	froze 	4	slope 	5	stove

blow

glow

lonely

phone

so

freezer

snow

those

froze

no

heroes

hose

home

low

grow

chose

tone

toe

|

Can you find the o-e sounds?

\_\_\_\_\_

\_\_\_\_\_


\_\_\_\_\_

\_\_\_\_\_

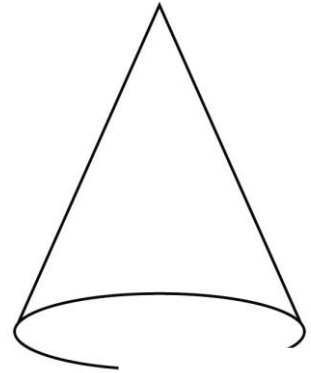
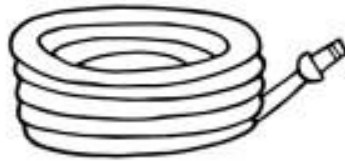
\_\_\_\_\_

\_\_\_\_\_

\_\_\_\_\_



## o-e words



CONE



---

Now pick a word to put in a sentence. Can you make a silly sentence? E.g. The phone ate the bone.

---

---

---

---

---

---

---

---

Can you spot the o\_e images shown in the picture and write the words in the box?



--	--	--	--	--	--





To Rose,

I must tell you all about my cat and her clever nose. She likes to sniff lots of things, like traffic cones, holes in the road and my toes!

Mum said that there was an odd smell. The cat started sniffing all around my home. She smelt under the stove. She smelt my globe. She smelt the remote. She smelt Mum's phone. She smelt the stones in the garden and the garden hose... At last, she found the odd smell. It was a fish bone!

We let her eat fish for a week. What a smart cat!

From,

Shalome xxx



Rose Winston,

Gretna Grove,


Dorset,

D16 8GG









Take the time to introduce this sound to your child. Tell them the sound and encourage them to colour in the sound as they read the words. This sound can make a 'oo' or 'you' sound. It is a tricky one.

### Real Words



flute  
cube  
tube  
cute

### Alien Words

 <p>truke</p>	 <p>spuge</p>
 <p>pute</p>	 <p>trute</p>
 <p>vude</p>	 <p>wule</p>



Colour the u-e and draw the aliens.

tube

twinkl.co.uk

cute

twinkl.co.uk

strume

twinkl.co.uk

splude

twinkl.co.uk

flume

twinkl.co.uk

flute

twinkl.co.uk

drume

twinkl.co.uk

trute

twinkl.co.uk

huge

twinkl.co.uk

June

twinkl.co.uk

blute

twinkl.co.uk

thrute

twinkl.co.uk

fuse

twinkl.co.uk

plume

twinkl.co.uk

chude

twinkl.co.uk

fute

twinkl.co.uk

# Phase 5 Split u-e Digraph

r	r	e	k	r	f	w	m	c
y	c	r	b	l	c	p	f	n
i	u	q	u	u	u	f	t	l
r	b	t	z	b	t	p	g	e
f	e	h	u	g	e	p	r	s
l	m	e	n	u	j	o	h	u
r	u	p	l	u	m	e	l	f
q	l	q	a	u	d	u	j	t
v	f	z	y	g	m	j	e	q





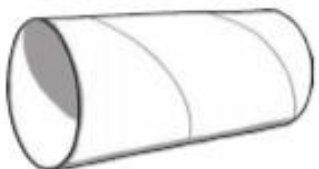
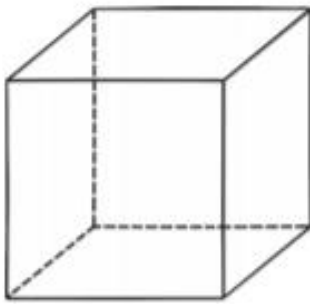


tube  
flume  
cute  
flute  
huge

fuse  
June  
plume  
cube  
mule

# Find and Write the 'u-e' Words

Write the words and then colour the pictures with an 'u-e' sound in them.



 <div><div></div><div></div><div></div><div></div><div></div></div>	 <div><div></div><div></div><div></div><div></div><div></div></div>	 <div><div></div><div></div><div></div><div></div></div>
 <div><div></div><div></div><div></div><div></div></div>	 <div><div></div><div></div><div></div><div></div></div>	 <div><div></div><div></div><div></div><div></div></div>
 <div><div></div><div></div><div></div><div></div></div>		

Answers- 1. Flute 2. Prune 3. June 4. Rude 5. Tube 6. Cube 7. huge

# 'u-e' Connect Five

Try to connect five real 'u-e' words before your partner does.

Take turns to select a word and read it to your partner. Tell them a sentence that uses your 'u-e' word. If your partner agrees that it is a real word, you can colour it in.

Be careful, there are some fake 'u-e' words to trick you!

use	huke	tune	buke	apuge
thure	cube	used	dute	duse
huge	cute	tube	mute	June
guhe	shufe	excuse	hapute	pute
fure	pume	useless	rupe	watude

Circle the correct spelling -

huje      huge

use      yoose

June      june

toob      tube

tune      tyoon

puce      puke

mule      muel

kube      cube

Take the time to introduce this sound to your child. Tell them the sound and encourage them to colour in the sound as they read the words.

### Real Words



theme  
eve  
swede  
these

### Alien Words

 <p>plete</p> <p><small>Phonics Scouting Club Printout - Handout Words 06</small></p>	 <p>fese</p> <p><small>Phonics Scouting Club Printout - Handout Words 06</small></p>
 <p>rese</p> <p><small>Phonics Scouting Club Printout - Handout Words 06</small></p>	 <p>feme</p> <p><small>Phonics Scouting Club Printout - Handout Words 06</small></p>
 <p>gede</p> <p><small>Phonics Scouting Club Printout - Handout Words 06</small></p>	 <p>flebe</p> <p><small>Phonics Scouting Club Printout - Handout Words 06</small></p>

Colour the e-e and draw the aliens.

delete

flene

these

sleme

pede

complete

geme

swede

theme

flebe

vlede

kete

evening

Pete

splete


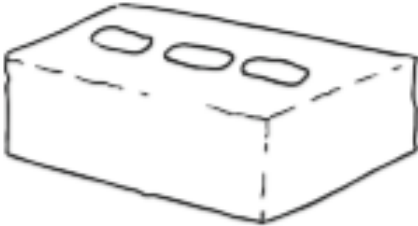







concrete



# Find and Write the 'e-e' Words

Write the words and then colour the pictures with an 'e-e' sound in them.



 _____	 _____	 _____
 _____	 _____	 _____
 _____	 _____	 _____

Answers- 1. Swede 2. Concrete 3. Cake 4. Thigh 5. Evening 6. Sheep 7. Baby 8. Theme 9. Japanese

Tick the real words and cross the nonsense words.

Key

Real Words



Nonsense Words



delete	these	pede	geme
flene	sleme	complete	swede
theme	vlede	evening	splete
flebe	kete	Pete	concrete
	extreme	drepe	



To Pete,

I had the best evening. Can I tell you all about it?

I went to a theme park. The rollercoaster was extreme! We went up so high. It made my dad feel sick and he had to rest on the concrete floor!

Then, we had Cantonese food for tea. We had egg rolls that made me say, "YUM!" My sister says that Japanese food is better but I disagree.

Will you come with us next time, Pete?

Hugs from,

Eve xxx




Pete Smith,

Flete Street,


Lea,

PR2 4EE









Take the time to introduce this sound to your child. Tell them the sound and encourage them to colour in the sound as they read the words.

### Real Words



her  
over  
never  
after

### Alien Words

 versp	 sninker
 skern	 hanter
 therve	 flern

Real Words

☐

Nonsense Words

☐

hammer

lupper

farmer

letter

tinger

yurger

goiler

shufer

rocker

ladder

supper

summer

dinner

butter

vither

turner

boxer

better

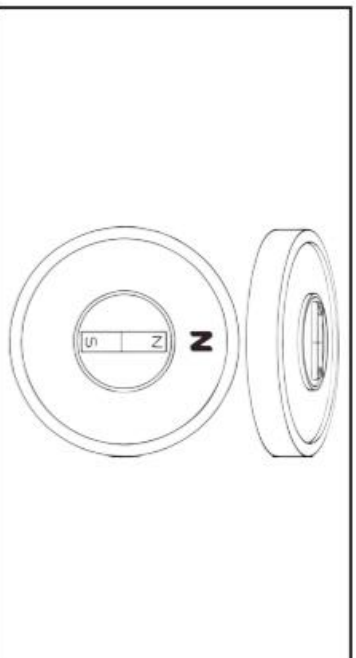
banner

jarker



Find all the er words and colour them in

## The Mermaid in the River



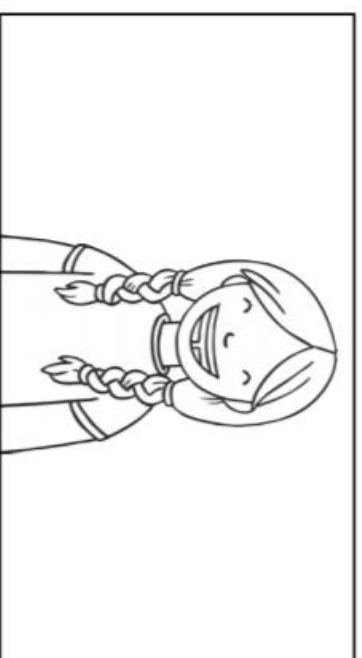
In the north, was a town. Perth  
was the town.



He had seen a monster. A monster  
with long hair and a tail. Her tail  
had greener fins than he had ever  
seen! Bernard did not go back to  
the rock pool.



In Perth, was a river. The river  
was long and led to a rock pool.



After a number of weeks, Bernard's  
sister, Fern, went to see the  
monster.















One day, in the winter, a man ran  
from the rock pool.



She went past the corner of the  
rock pool. A mermaid was next  
to a rock. She had a ring on her  
finger. She put herself on the rock.  
It was not a monster. It was a  
mermaid.

Write the er and ir words.

er		ir	
			
			
			
			
			
			



# er

s o l d i e r d g s d e  
 m w a t e r e i i e p r  
 a l k n c s n n n v e p  
 h e r b o u m c g e r e  
 c t e r m m y v e r s e  
 p t a t p e s j r y o p  
 e e e a u j u u b e n e  
 r r w t t d m i d g e r  
 f e r m e r m a i d r c  
 u p f e r n e e t n y h  
 m d i n n e r l h g i l  
 e m e r w e s t e r n i



dinner  
 summer  
 herb  
 perch

western  
 mermaid  
 letter  
 computer

soldier  
 person  
 water  
 ginger

verse  
 perfume  
 every  
 fern



Find someone to play this board game with. You have to read the word correctly to land on the space.

[illegible]

Use these words to label the pictures:

purse

bird

fern

hoover

church

girl



Cross out the wrong spellings:

1. He came ( ferst, first, furst ) in the race.
2. It's my ( tern, tirn, turn ) next.
3. The lady posted the ( letter, lettir, lettur ) in the post box.
4. The cat's ( fer, fir, fur ) is very soft.
5. The farmer had a large ( herd, hird, hurd ) of cows.
6. The ( fer, fir, fur ) tree is very tall.

Put these words into sentences:

nurse

teacher

birthday


butcher

curtains

thirty







Take the time to introduce this sound to your child. Tell them the sound and encourage them to colour in the sound as they read the words.

### Real Words



saw  
yawn  
law  
crawl

### Alien Words

 <p>zaw</p>	 <p>fraw</p>
 <p>traw</p>	 <p>fawnt</p>
 <p>plaw</p>	 <p>staw</p>

Colour the aw and draw the aliens.

claw

raw

zaw

dawt

saw

fawn

thawl

spraw

draw

jaw

gawn

chawn

paw

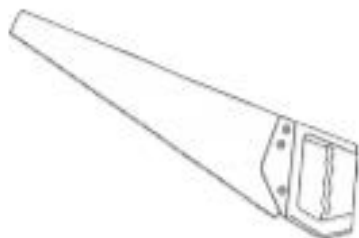
drawers

hawm

blawn

# Find and Write the 'aw' Words

Write the words and then colour the pictures with an 'aw' sound in them.



**Key**

Real Words

☐

Nonsense Words

☐

claw

zaw

fawn

thawl

saw

quaw

spraw

lawn

draw

hawm

raw

chawn

yawn

blawn

paw

strawm

yawl

jaw

gawn

drawers



# aw

s t r a w b e r r y w n  
k o i d a w n d b a v x  
t a a s a l g v r t b l  
o h f p w c x t l a t n  
d f a a q c s j k z w x  
w z h w o q l d q a c c  
b s t n u p s a r k s r  
l c n t a b w q w f c a  
l u k f a w n a u z r w  
p r a w n w h l a a a l  
c c c n o j b g v m w a  
n d t r a w l p l p l k

strawberry

dawn

fawn

draw

straw

claw

hawk

shawl

scrawl

crawl

prawn

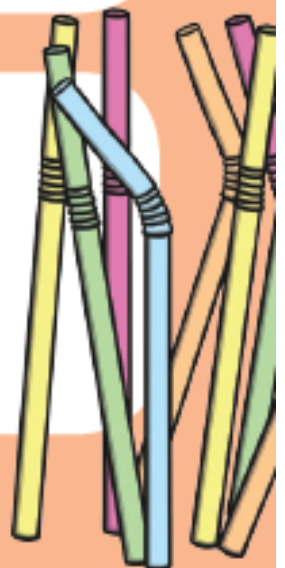
spawn

trawl

thaw

raw

squawk



Dear Lorna,

I know how much you love our dog, Storm. You aren't going to believe what happened to her today!

I was playing with Storm on the lawn, when suddenly she started limping. Soon, she couldn't even walk! We had to take her to the vet, wrapped in a shawl. The vet told us she had a thorn stuck in her paw. Poor Storm!

The vet was very kind and took out the thorn. He gave us some pills for Storm and mum put them in a drawer to keep them safe.

I think I will draw a picture of Storm to cheer her up.

How is your pet bird? I hope she doesn't get anything stuck in her claws!

Lots of love,

Paul x



Lorna Petty,  
4 Ladybird Walk,

York,

Yorkshire,

YL6 W72

Take the time to introduce this sound to your child. Tell them the sound and encourage them to colour in the sound as they read the words. Sounds like 'air'

### Real Words



care  
share  
dare  
square

### Alien Words

<p>sare</p>	<p>klare</p>
<p>jare</p>	<p>brare</p>
<p>slare</p>	<p>knare</p>

Draw a picture to match the word

hare

square

share

scarecrow

parent

Read the story, colour the 'are' words and answer the questions.

I dare you



There's a lot of spare time in space and the kids who live up there often get bored.

Like the time on Planet Zox when Radar Rob (square blue body, six yellow legs, pointed head) and Cosmic Clare (small, green and round with 3 legs) were kicking a space ball on the stairs before astroschool one day...

"Let's play 'I dare you'" said Clare. "You start."

"Okay," said Rob.

"Prepare to be very, very scared, Clare. I dare you to peel off your green clothes and run around the astroschool bare!"

Draw a picture of the characters- Make sure you read to know what they look like	
	
Radar Rob	Cosmic Clare

Can you write all the 'are' words you have found?

--	--	--	--

--	--	--	--









Take the time to introduce this sound to your child. Tell them the sound and encourage them to colour in the sound as they read the words.

### Real Words



coin  
spoil  
foil  
boil

### Alien Words

 churse	 hurn
 shurp	 purf
 durn	 plurse

Colour the aw and draw the aliens.

fur

curl

yurp

vurn

surf

turnip

zurp

surm

burn

hurt

furch

durnip

turn

curds

jurt

kurp

# ur

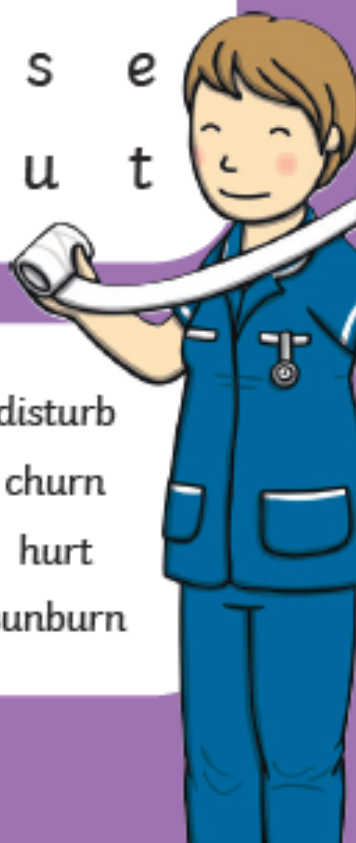
b h b u r n c r l k u p  
 m c u r l u h n j r r u  
 a k e l n d c s u e n r  
 p c s u r e h u r t n p  
 u b u r s t u a s u u l  
 r p r k d f r w e r r e  
 t l p r t y n k l n s p  
 u e r d i s t u r b e e  
 r c i n y c c h u r c h  
 k u s l u r p l b a h s  
 e f e a t e a p u r s e  
 y l r s u n b u r n u t

nurse  
 purse  
 purple  
 curl

turkey  
 burn  
 surprise  
 burst


lurk  
 church  
 slurp  
 return

disturb  
 churn  
 hurt  
 sunburn



# 'ur' Piggy Bank

Put the coins which have a picture of something that contains the 'ur' sound in the piggy bank.





















Find the 'ur' words from the circle and write them in the piggy bank. Can you have a go at writing the other words too?



Write the correct words in the boxes




er		ir		ur	
					
					
					
					
					
					



Take the time to introduce this sound to your child. Tell them the sound and encourage them to colour in the sound as they read the words.

### Real Words



crowd  
down  
howl  
town


### Alien Words

<p>zown</p>	<p>cowst</p>
<p>downt</p>	<p>smow</p>
<p>clowse</p>	<p>gownt</p>




Read the word and draw a picture to match

**owl**



**cow**



**clown**



**gown**



**frown**



# 'ow' Spelling Activity

## 1. Trace over 'ow'


ow ow ow ow ow ow

ow ow ow ow ow ow

## 2. Just add 'ow'

c \_ \_ h \_ \_ br \_ \_ n t \_ \_ n cl \_ \_ n  
\_ \_ l g \_ \_ n n \_ \_ d \_ \_ n

## 3. Write the correct 'ow' words under the pictures.



\_\_\_\_\_



\_\_\_\_\_



\_\_\_\_\_



\_\_\_\_\_



\_\_\_\_\_



\_\_\_\_\_

Tick the real words and cross the nonsense words.

Real Words	<input checked="" type="checkbox"/>	Nonsense Words	<input type="checkbox"/>
------------	-------------------------------------	----------------	--------------------------

now	how	cow	gown
quow	chown	bowm	zowf
down	zown	cowb	wow
fowd	powx	tows	lowp
owl	row	bow	town







Take the time to introduce this sound to your child. Tell them the sound and encourage them to colour in the sound as they read the words.

### Real Words



paid  
train  
chain  
drain

### Alien Words

 <small>See it pronounce it write it ai</small>	haid	 <small>See it pronounce it write it ai</small>	lail
 <small>See it pronounce it write it ai</small>	chaid	 <small>See it pronounce it write it ai</small>	quaim
 <small>See it pronounce it write it ai</small>	blaib	 <small>See it pronounce it write it ai</small>	naith

Read the word and draw a picture to match

nail

---

tail

snail

train

rain

# 'ai' Spelling Activity

1. Trace over 'ai'.

ai ai ai ai ai ai ai  
ai ai ai ai ai ai ai

2. Just add 'ai'.

f\_\_l

t\_\_l

m\_\_l

tr\_\_n

s\_\_l

l\_\_d

r\_\_n


3. Write the correct 'ai' words under the pictures.




\_\_\_\_\_




\_\_\_\_\_



\_\_\_\_\_






























\_\_\_\_\_



\_\_\_\_\_

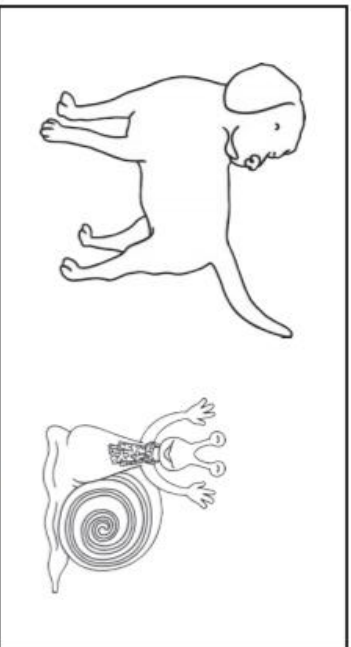


Write all the a-e/ ai/ay words

ai		ay		a-e	
					
					
					
					
					
					
					
					
					

Find all the ai words and colour them in

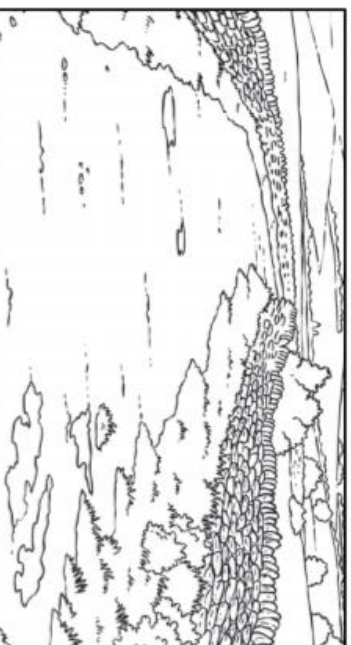
# The Snail in the Rain



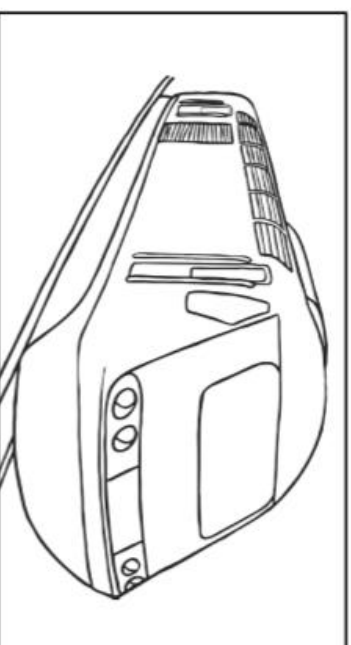
A contest was put on by the Queen, in spring. The snail and the dog with a tail, went to the start mark.



The dog fell on a nail stuck in the road. He was hurt and had to stop.



The aim was not to fail but to finish first. The main road was straight but full of bumps.



The snail felt bad. He went to pick up the dog. The dog was in pain. The snail put the dog on his shell and went to the train.



Then, the rain and hail fell from up high. The road was wet.



The train took them to the end of a rail track. They went to the finish together.







Take the time to introduce this sound to your child. Tell them the sound and encourage them to colour in the sound as they read the words.

### Real Words



float  
toad  
throat  
toast

### Alien Words

 <p>foat</p>	 <p>boaf</p>
 <p>moach</p>	 <p>choam</p>
 <p>stoad</p>	 <p>pload</p>

Read the words and colour the oa sound



boat



coat



loaf



toast



roast



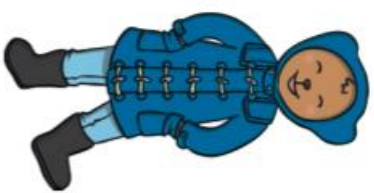
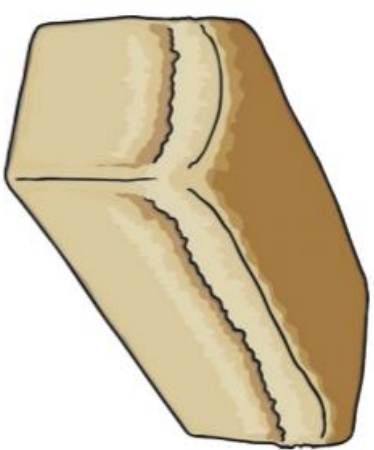
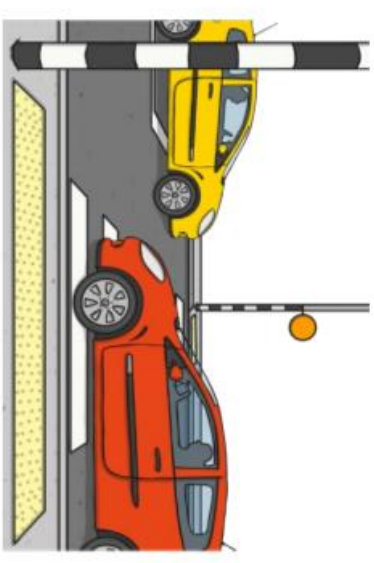

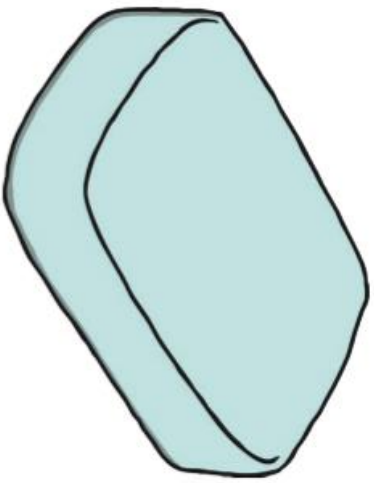
toad



road



Can you correctly label these pictures with an 'oa' sound?



# oa

d e q n f t j j c s w s  
 y d v g s z q r o a m a  
 m m j a r c x h a b n q  
 j m o e e o c g l l h v  
 y t y u s a a k o o t s  
 c i h n o b f n u a r m  
 o t g r r l u t o d l q  
 a s k i o o k g u f c o  
 s d d a n a a k c u s e  
 t f l o a t t d f j o w  
 u e w x j c o a t z a l  
 z x c s n f t o a d p r



groan  
 road  
 toad  
 load

goat  
 throat  
 float  
 coast

roach  
 bloat  
 coat  
 toast

soap  
 coal  
 roam  
 goal






# Find all the 'oa' words

Phoneme spotter - oa - story

## Oakley the Toad




Oakley the toad had oats and milk for his lunch yesterday. Today he moaned and groaned when his mum said, "Oats and milk? I shall start them soaking."

"No Mum," he said. "Can I have some toast?" "We don't have a loaf for toast!" said mum.

"But we have a toaster to toast..." he croaked. "I can cook a roast," mum croaked.

"I like a roast!" Oakley said. "Can I tell my pals Tom the stoat and May the goat?"



Oh no! An alien has written you a letter but it's all written in Alien!  
Can you use the Alien-English dictionary to translate the letter into English?  
Maybe you could email your teacher to let them know what it says?

Tobe Morby,

Baw phoat mire chupe pirtaup Zorb.

Whebe shabe coib raish shewsk stoesh, burnch sheng mear  
aw toomer mear spight prowb zoich.

Mooboy speep thure aw scray raish kie pirtaup ploub?

Whewsk Squobe.



<b>Alien word</b>	<b>English word</b>
tobe	hello
morby	children
chupe	the
pirtaup	planet
shabe	have
raish	of
baw	I
phoat	am
coib	lots
mire	from
whebe	we
shewsk	blue
burnch	purple
toomer	green
spight	yellow
stoes	trees
sheng	grass
mear	and
aw	a
prowb	spotty

zoich	sun
thure	draw
scray	picture
mooboy	could
speep	you
kie	my
ploub	please
whewsk	from