



New Topic: Deep Sea Detectives

Week Beginning: Monday 8th June 2020

'Word of the Day' words this week:



New Topic: Deep Sea Detectives

Week Beginning: Monday 8th June 2020

Physical Development Water tray with plastic sea creatures, shells, pebbles, pots and funnels for transferring and tipping. Sensory tray with blue rice or blue water beads and sea related items. Think about how different sea creatures move around and move like they do. Think about Octopus, Eels, crabs, fish and sharks. Go to a local pool for a swim or play in a paddling pool. Pretend to be mermaids and merboys!	Personal, Social and Emotional Taste some seafood and seaweed (ALLERGY AWARENESS). What do you think of it. Does it taste nice? Would you choose to eat it. If you were a fish or shark what would you like to eat? How could we help to look after the sea,? Discuss pollution, litter, boats and over fishing.	Communication and Language New Language: Ocean, waves, sea creatures, the names of sea creatures, seaweed. Has anyone been to the seaside? Did you see and sea creatures? What were they? Has anyone been to a sealife center? What creatures did you see? What sounds do sea creatures make? Can we make bubble sounds? If we went under the sea, what would we need? Diving gear, oxygen tanks.....
<div>Theme:</div> <div>Deep Sea Detectives!</div>		
Literacy Rainbow fish by Marcus Pfister. Way down deep in the deep blue sea by Jan Peck. 1001 things to spot in the sea by Usborne books. Offer a selection of fiction and non-fiction books. Use paintbrushes to paint letters on the patio.	Mathematics Use shells and pebbles to make groups of sea items from 1 -10. Sequence pebbles or shells by size. Talk about the size of different sea creatures, use mathematical language like long and short, big and small. Talk about some sea creatures and count sharks teeth, Octopus and Jellyfish tentacles, Fish fins.	Expressive Art & Design Junk model and playdough sea creatures. Sing songs about sea creatures. Listen to the sounds pebbles and shells make. Music from "Under the sea" dvd Make paper plate boat portals with a fishy view. Handprint jellyfish. Role play being merpeople, sea creatures or fishermen.
Understanding the world Look at the creatures that live under the sea. Could we live under the sea? Can you breath under water? Choose a sea creature and follow the life cycle. Watch David Attenborough "Blue planet" DVD Is there more land or water on planet Earth? Look at a globe to see the different oceans and talk about cold and warm climates. Do you find different creatures in warm and cold oceans?		

Theme:

Deep Sea Detectives!

New Topic: Deep Sea Detectives

Week Beginning: Monday 8th June 2020

KS1

Mathematics-

- ✓ We worked on recognising coins by looking at them and sorting them in order of least value to the most value. 1p, 2p, 5p, 10p, 20p, 50p, £1 and £2. In terms of size and colour. Which coin is a heptagon? How do you know?
Money adding coins to amounts up to £2- recognising coins up to £2. We have introduced notes, £5, £10, £20 and £50. We have been making amounts using coins up to £1 and then beginning to introduce giving change. (We looked at ways to make 10p- e.g. 5p and 5p to help us count the money quicker).
- ✓ Children were given an amount that I had spent e.g. 50p and they worked out which two items I had bought from a range of items.
- ✓ We worked on halving amounts. E.g. there is a half-price sale, everything is half price! E.g. 10p, 20p, 40p, 60p, 80p, £1 and £2.
- ✓ Continued to work on counting in 2, 5 and 10's using money and other resources.

- ✓ We recapped number bonds to 10 (see image below) and number bonds to 100 using these facts.

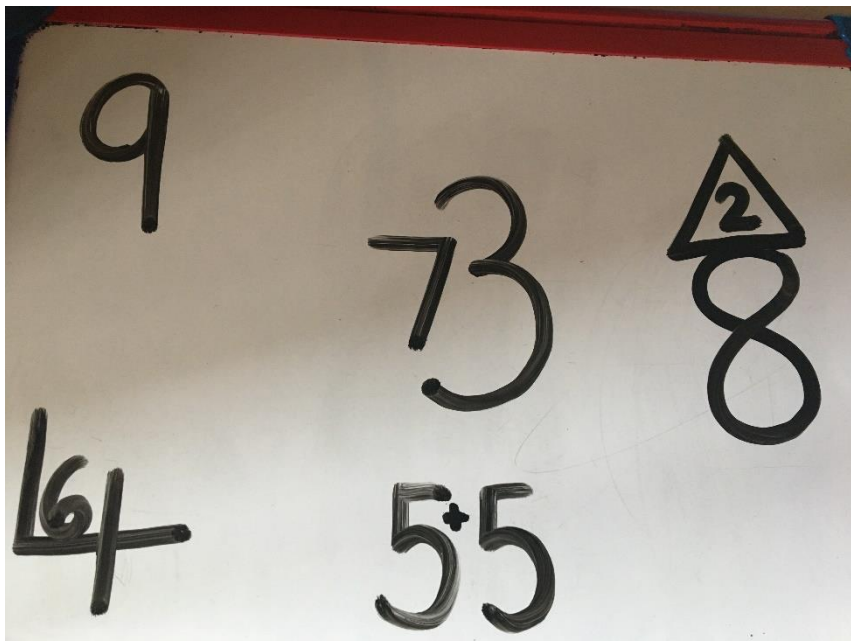
1 hides behind number 9.

3 gives 7 a big hug.

8 likes to go to parties wearing his number 2 hat!

Number 6 sits on the number 4 chair.

5 and 5 is a double.



New Topic: Deep Sea Detectives

Week Beginning: Monday 8th June 2020

Literacy

We write the date at the top of each piece of work in the format:

Monday 8th June

To work on writing days of the week and the months of the year

- ✓ We looked at the Powerpoint exploring 'er and est' suffixes (see slides). We discussed adjectives e.g. big, small, smelly, pretty etc. and then add the er and est suffixes to compare. We read 'Commotion in the Ocean' and discussed which sea creature was the largest? Prettiest? We wrote sentences for these characters.
- ✓ E.g. The Blue Whale is the largest sea creature in the Ocean.
(Children to check their writing for Capital letters, fingers spaces and full stops). Capital letters for names also.
- ✓ We looked at sub-ordinating conjunctions based on the text 'Commotion in the Ocean' e.g. because, when and if to add more detail to our sentences. Try these below:

The Crab walks sideways because _____

Turtles come up the beach when _____

The Dolphins talk when _____

The Dolphins squeak if _____

The Angel fish thinks that _____

The Jellyfish has fun when _____

New Topic: Deep Sea Detectives

Week Beginning: Monday 8th June 2020

The Shark grins when _____

The Shark might eat you if _____

The Swordfish uses his sword when _____

The Stingray flaps his wings when _____

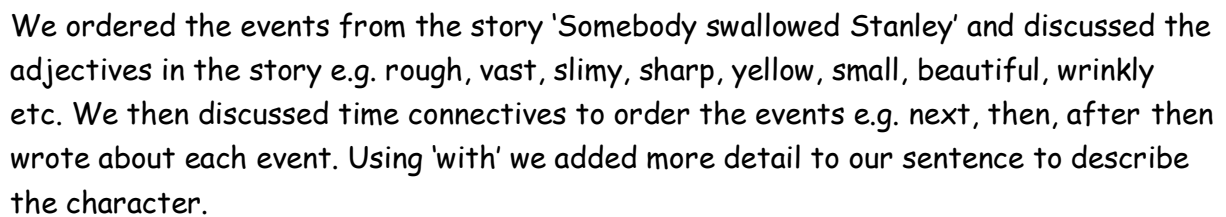
The Lobster will bite your fingers if _____

The Penguins leap into the water when _____

The Polar Bear snuggles her children if _____

Week Beginning: Monday 8th June 2020

Week Beginning: Monday 8th June 2020



At the start of the story Stanely thought he was a slimy jellyfish.

Stanley was swallowed by a turtle **with** a beatiful shell.



New Topic: Deep Sea Detectives

Week Beginning: Monday 8th June 2020

We created a 'spider diagram' for each character in this story and added adjectives e.g. huge, large, big. How many adjectives can you think of to describe?

Then we added three adjectives into a sentence to add detail e.g

The large, huge, big whale **with** a rough tongue.

We will be writing sentences for the seagull and turtle.

e.g.

The cute, slow, small turtle **with** a beautiful shell.

Comprehension questions:

We read these questions today on the whiteboard:

Who is Stanley?

What is the setting of the story?

Can you name a character in the story?

Who ate Stanley first?

Who ate Stanley next?

Why did the animals try to eat Stanley?

What adjectives did the author use to describe the turtle?

What happened at the end of the story?

Children answered these questions and then we looked at the words at the start of the questions- e.g. Who, What, Why. The children thought of their own questions which they could ask a friend (about the text).

e.g. Why was Stanley in the ocean?

New Topic: Deep Sea Detectives

Week Beginning: Monday 8th June 2020

Spellings this week:

R

me

he

we

be

my

Y1/Y2

like

have

were

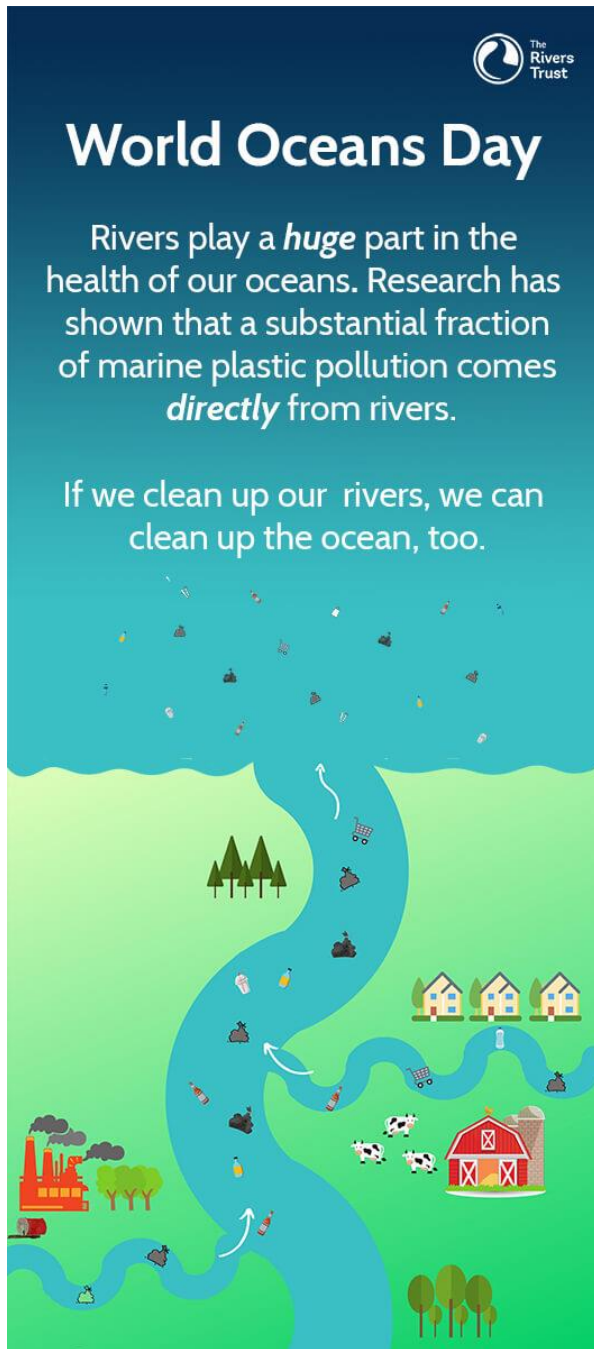
what

said

New Topic: Deep Sea Detectives

Week Beginning: Monday 8th June 2020

Geography/Science



New Topic: Deep Sea Detectives

Week Beginning: Monday 8th June 2020

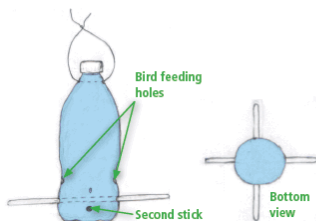
Plastic pollution

Over the last 50 years, plastic products have become almost irreplaceable in our lives and are used in huge quantities across the world. In the UK alone, 15 million plastic bottles are used every day. As plastic is very cheap and versatile around 50% of the plastic items we produce are single use products and subsequently get thrown away almost immediately. Plastic often ends up in the oceans where it harms marine life and their habitats with 663 species around the world harmed by plastic every year. No ocean on Earth is unaffected by plastic pollution.

Here are 10 creative ideas for reusing your plastic bottle - they are fun and could also save you money!

1 Bird Feeder

- Wash the bottle and remove the label
- Using scissors, create 2 small holes opposite each other towards the base of the bottle. Pass a pencil through the bottle using the holes created to act as a perch. You may wish to create another perch in the same way
- To make feeding holes, using scissors create ¼ cm wide holes, about 4 cm above each perch (if the holes are too big, the bird food will fall out)
- Remove the lid, fill the bottle with sunflower or mixed seeds and replace the lid
- Create two small holes either side of the bottleneck. Pass a piece of string through the holes and tie a knot. Use this loop to tie the bird feeder to a tree branch



2 Garden Sprinkler

- Using a drawing pin, pierce a number of small holes at random in a 2 liter plastic bottle
- Feed 10 cm of hose into the bottle and using duct tape attach the hose to the bottleneck



3 Piggy Bank

- Using scissors cut a slit in the side of a small plastic bottle
- Decorate the bottle to look like a pig, using the lid as a snout



4 Plant Pot

- Cut a plastic bottle in half (choose the size of bottle based on the size of the plant)
- Get creative and paint your plant pot
- Fill lower half of the bottle with soil and add your seedlings



5 Desk Organiser

- Using scissors cut a 2L milk carton into the shape of a desk organiser for books and folders



6 Watering Can

- Using a drawing pin, pierce a number of holes in the lid of a plastic bottle
- Replace the lid on the bottle
- Fill with water and get watering!



7 Broom

- Remove label from a 2L plastic bottle
- Using scissors, remove the base of the bottle
- Around the base of the bottle, using a pen make a mark every 1cm and then using scissors cut along these marks, up to half way up the bottle
- Using scissors, remove the base and neck of another bottle and repeat step 3
- Place the bottles without a neck over the bottle with a neck
- Drill 2 holes through the bottles, and pass a piece of wire through the holes, to hold the bottles together
- Thread a broom handle through the bottle necks and secure in place with a hammer and nail



We discussed recycling and reusing. Here are 7 ideas on how to re-use a water bottle.


Design Technology/ Art and Design



We read 'Somebody swallowed Stanley' and looked at different rubbish which could cause harm to animals in the Ocean such as plastic bags, water bottles etc.

New Topic: Deep Sea Detectives

Week Beginning: Monday 8th June 2020



Can you create a poster for 'World Ocean Day' to raise awareness to help protect our Oceans?

New Topic: Deep Sea Detectives

Week Beginning: Monday 8th June 2020

Geography

We labelled the 5 Oceans in the world and wrote facts about them using the est suffix. E.g The Pacific Ocean is the **largest** in the world. The Artic Ocean is the **smallest** in the world.

Books you may enjoy related to our topic:



Please send me examples of your work.



rgregory@wigley.derbyshire.sch.uk