

LETTER-JOIN HOME LEARNING

Year 6: Pack 1

Handwriting activities for children and parents to use at home

CHILDREN AND PARENTS

Log in at www.letterjoin.co.uk using the details shown below.

Pupil log-in details

Username:

Password:

Swipecode:

○ ○ ○

○ ○ ○

○ ○ ○

Teachers! Write your pupil log-in details in here.

Playing with Words

Have fun making pictures from words:

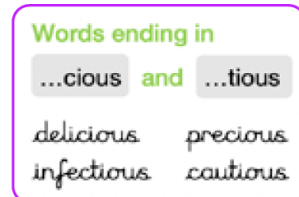
- Type *playing with words* into the Search bar and look at the examples.
- Follow the instructions to make your own picture(s).
- Bring your picture(s) back to school to show the class.



Spelling


Master tricky spellings:

- Look at the word endings on the spelling list.
- Can you make up a sentence for each word?
- Complete Spelling 1 (cious/tious) worksheet.
- Complete Spelling Sentences 1 worksheet.



For more practice:

- Write the spellings in Magic Words.
- Go to [Resources > Printouts > KS2 > SATS Spelling](#) for more worksheets.
- Try 'Hard' and 'Harder' level Word searches in the Fun section.
- See Word of the Week.



Word of the week

Explore a new word every week:

- Choose a word from your spelling list.
- Use a dictionary or thesaurus to find out about your word.
- Complete the 'Word of the Week' worksheet.

Grammar

Explore different types of nouns and powerful verbs:

- Nouns
- Verbs



French or Spanish

Practise your handwriting in another language

Learn to write, read and say the words and sentences:

- Numbers, months and days.
- All about me.
- Use Magic Words to practise writing the words.



DIY Dictation

Choose a family member to help you:

- Go to [Resources > Dictation](#) and choose KS2, More challenging exercises.
- Complete each of the exercises by following the instructions on screen:
 - a shopping list
 - numbers and digits
 - a written passage.



Spelling 1

Words ending in **...cious** and **...tious**

Look

Trace

Copy

Cover and write

delicious

delicious

precious

precious

conscious

conscious

spacious

spacious

vicious

vicious

suspicious

suspicious

infectious

infectious

cautious

cautious

ambitious

ambitious

sumptuous

sumptuous

superstitious

superstitious

nutritious

nutritious

Challenge: Write a paragraph using as many of these words as possible.

Spelling Sentences 1

Words ending in **...cious** and **...tious**

delicious precious conscious spacious vicious suspicious
infectious cautious nutritious ambitious scrumptious superstitious

Insert the correct words into the sentences below and copy in your best handwriting:

This is the most _____ meal I've ever tasted!

Lola was _____; she wanted a good job.

Beware of the _____ dog in our neighbour's garden.

My cousin has a _____ diamond ring.

The cat was _____ as she passed the sleeping dog.

James took a bite of the _____ peach.

My Gran won't walk under a ladder as she is _____.

Tara was _____ that everyone was looking at her.

Jed's new bedroom was very _____.


Rita is ill; she is _____ with chicken pox.

Ryan has a _____ snack in his lunch box.

The policeman was _____ of the man in the hat.

Nouns

A noun is a word that names a thing, a person, a place or an idea.



Sort the following nouns into the correct groups:

ogre idea flock Matilda balloon Thursday
cluster brave Paris swarm nuts stupidity

Proper Nouns

Common Nouns

Collective Nouns

Abstract Nouns

_____	_____	_____	_____
_____	_____	_____	_____
_____	_____	_____	_____

Write the correct collective noun in the spaces:

series board plague clutch herd
school platoon ream litter

A _____ of paper. A _____ of events. A _____ of eggs.
A _____ of locusts. A _____ of deer. A _____ of fish.
A _____ of kittens. A _____ of soldiers. A _____ of governors.

Challenge: make up some sentences of your own using different types of nouns and underline each of the nouns e.g.

Matilda the ogre went to Scotland to watch a herd of deer eating nuts.

Powerful Verbs

A verb is a doing or action word e.g. Sam walked to school.

Try to use powerful verbs to make your writing more interesting.
e.g. verbs to use instead of walk: march, stroll, dawdle, stride, amble, saunter, hike, plod, trudge, trek, wander.



List some powerful verbs to use instead of the following. You can use a thesaurus to help you.

to run

to laugh

to sleep

to like

_____	_____	_____	_____
_____	_____	_____	_____
_____	_____	_____	_____
_____	_____	_____	_____
_____	_____	_____	_____

Write some interesting verbs in the spaces below:

The huge spider _____ onto Emma's head and she _____ very loudly.

Challenge: Use some of these powerful verbs in a paragraph of your own.

whimpered

rampaged

declared

hastened

scurried

uttered

pondered

savoured

Word of the Week _____

Write this week's word six times:

_____	_____	_____
_____	_____	_____

Use a dictionary to find the definition of this week's word:

Write some synonyms of this week's word:

_____	_____	_____
_____	_____	_____

Write some antonyms of this week's word:

_____	_____	_____
_____	_____	_____

Write some sentences using this week's word:

Numbers, months and days

Les numéros, les mois et les jours



Numbers: les numéros

1	un	_____
2	deux	_____
3	trois	_____
4	quatre	_____
5	cinq	_____
6	six	_____
7	sept	_____
8	huit	_____
9	neuf	_____
10	dix	_____
11	onze	_____
12	douze	_____
13	treize	_____
14	quatorze	_____
15	quinze	_____
16	seize	_____
17	dix-sept	_____
18	dix-huit	_____
19	dix-neuf	_____
20	vingt	_____

Months of the year: Les mois de l'année

January	janvier	_____
February	février	_____
March	mars	_____
April	avril	_____
May	mai	_____
June	juin	_____
July	juillet	_____
August	août	_____
September	septembre	_____
October	octobre	_____
November	novembre	_____
December	decembre	_____

Days of the week: Les jours de la semaine

Monday	lundi	_____
Tuesday	mardi	_____
Wednesday	mercredi	_____
Thursday	jeudi	_____
Friday	vendredi	_____
Saturday	samedi	_____
Sunday	dimanche	_____

All about me: Tout sur moi

Complete the sentences in English and French and copy the sentences in French.



Hello, I am called _____ .

Bonjour, je m'appelle _____ .

I am _____ years old.

J'ai _____ ans.

I live in _____ .

J'habite à _____ .

My school is called _____ .

Mon école est appelée _____ .

My friend is called _____ .

Mon ami s'appelle _____ .

My birthday is in _____ .

Mon anniversaire est dans _____ .

In pairs, practise introducing yourself to each other in French.

Numbers, months and days

Los números, los meses et los días



Numbers: Los números

- | | | |
|----|------------|-------|
| 1 | uno | _____ |
| 2 | dos | _____ |
| 3 | tres | _____ |
| 4 | cuatro | _____ |
| 5 | cinco | _____ |
| 6 | seis | _____ |
| 7 | siete | _____ |
| 8 | ocho | _____ |
| 9 | nueve | _____ |
| 10 | diez | _____ |
| 11 | once | _____ |
| 12 | doce | _____ |
| 13 | trece | _____ |
| 14 | catorce | _____ |
| 15 | quince | _____ |
| 16 | dieciséis | _____ |
| 17 | diecisiete | _____ |
| 18 | dieciocho | _____ |
| 19 | diecinueve | _____ |
| 20 | veinte | _____ |

Months of the year: Los meses del año

- | | | |
|-----------|------------|-------|
| January | enero | _____ |
| February | febrero | _____ |
| March | marzo | _____ |
| April | abril | _____ |
| May | mayo | _____ |
| June | junio | _____ |
| July | julio | _____ |
| August | agosto | _____ |
| September | septiembre | _____ |
| October | octubre | _____ |
| November | noviembre | _____ |
| December | diciembre | _____ |

Days of the week: Los días de la semana

- | | | |
|-----------|-----------|-------|
| Monday | lunes | _____ |
| Tuesday | martes | _____ |
| Wednesday | miércoles | _____ |
| Thursday | jueves | _____ |
| Friday | viernes | _____ |
| Saturday | sábado | _____ |
| Sunday | domingo | _____ |

All about me: Todo sobre mi

Complete the sentences in English and Spanish and copy the sentences in Spanish.



Hello, I am called _____ .

Hola, me llamo _____ .

I am _____ years old

Tengo _____ años

I live in _____ .

Vivo en _____ .

My school is called _____ .

Mi Escuela se llama _____ .

My friend is called _____ .

Mi amigo se llama _____ .

My birthday is in _____ .

Mi cumpleaños es en _____ .

In pairs, practise introducing yourself to each other in Spanish.

